

mastix sa

RAFT

Table of contents



mastix sa

Tel : 021 648 29 49
Email : mastix@mastix.ch

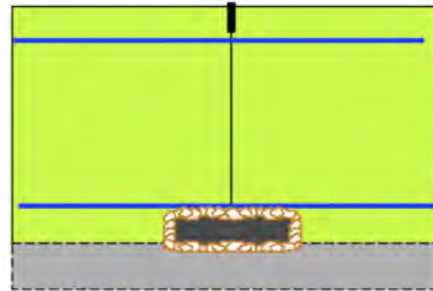
Fax: 021 648 31 72
Internet: www.mastix.ch

© jm mastix sa 2014

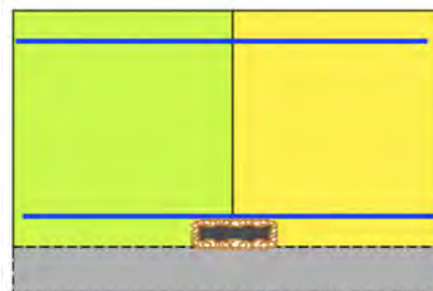
Waterproofing around piles with
BFL-Mastix bands type R or
R4 1/2 D




Programmed retreat joint with
BFL-Mastix bands type R4



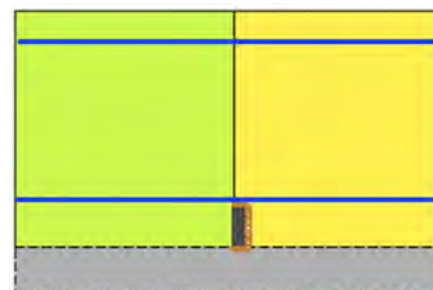
Work or retreat joint with
BFL-Mastix bands type R4 or R
between concreting stages of a raft



Work or retreat joint with
BFL-Mastix bands type RG
between concreting stages of a raft



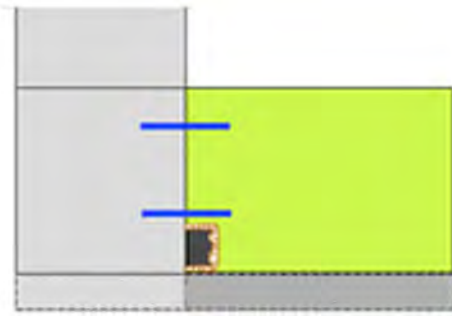
Work or retreat joint with
BFL-Mastix bands type R
between concreting stages of a raft



Work or retreat joint with
BFL-Mastix bands type R4 1/2 D
between concreting stages of a raft



**Work or retreat joint with
BFL-Mastix bands type R
between an existing and a new
raft**

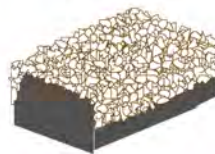
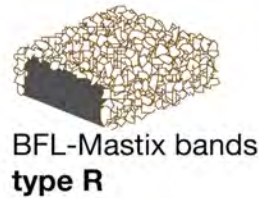
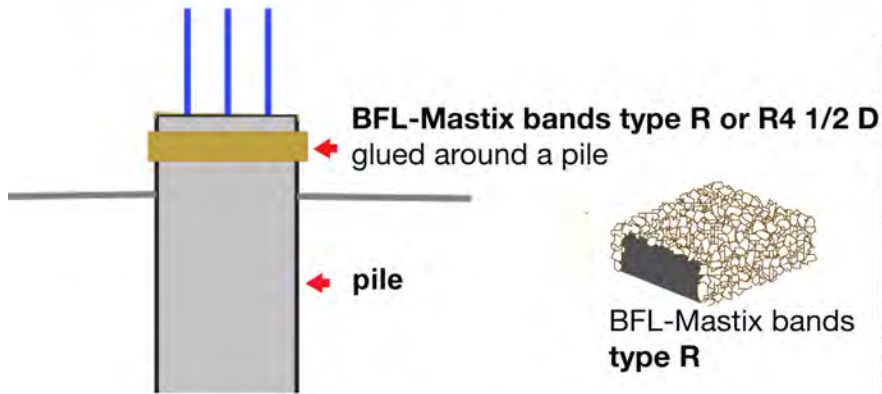


**Work or retreat joint with
BFL-Mastix bands type R4 1/2 D
between an existing and a new
raft**



**Work or retreat joint with
BFL-Mastix bands type R4 1/2 D
between an existing and a new
raft**





BFL-Mastix bands **type R4 1/2 D** are capable to absorb traction and settlement stresses.



Choice of a BFL-Mastix band

risk of water infiltration



subsoil water
- rain
- spring



water level
- permanent
- intermittent



- swimming
- basin
- reservoir

bands

**30/40 R
or
30/40 R4 1/2 D**

application method

Epoxy

Application method

The BFL-Mastix **bands 30/40 R and R4 1/2 D** are glued with a 2-components epoxy glue around the pile.

Tender information

Supply and application of bands BFL-Mastix (30/40 R or 30/40 R4 1/2 D) glued with a 2-components epoxy glue around the piles.

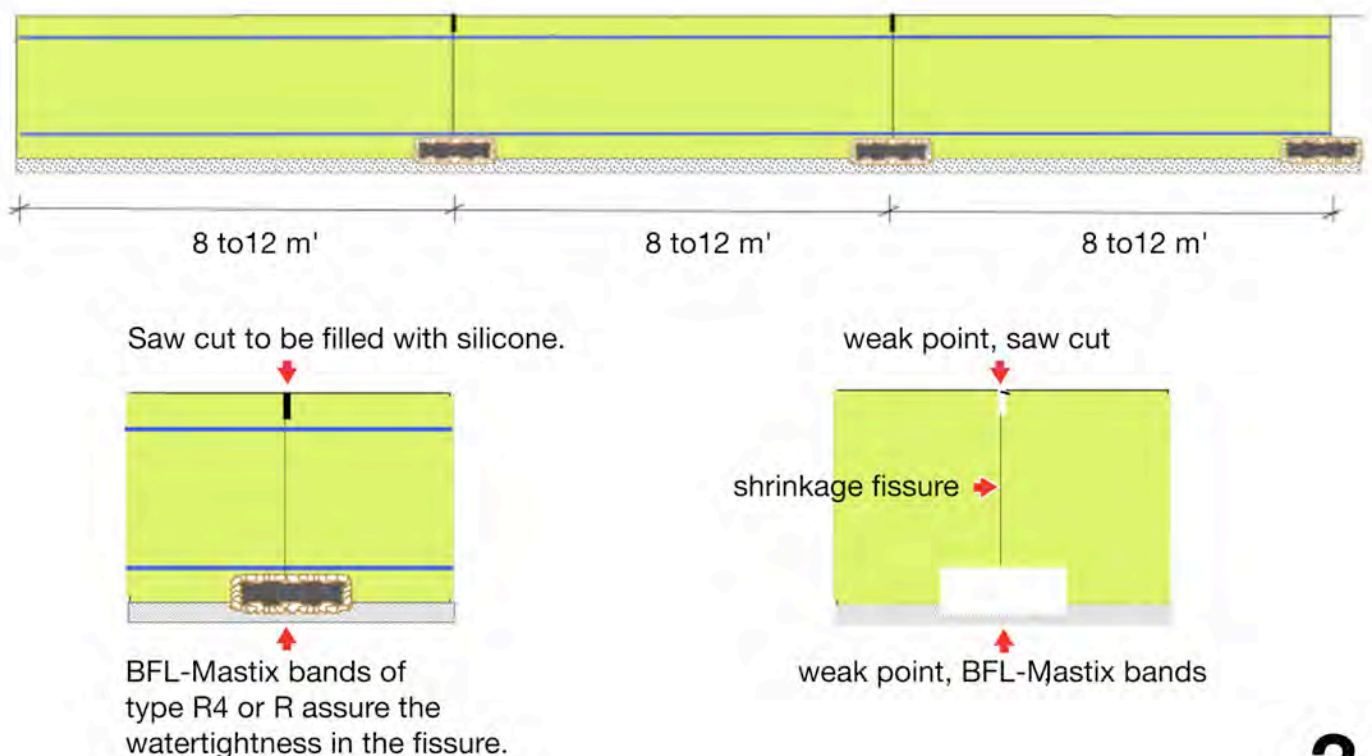


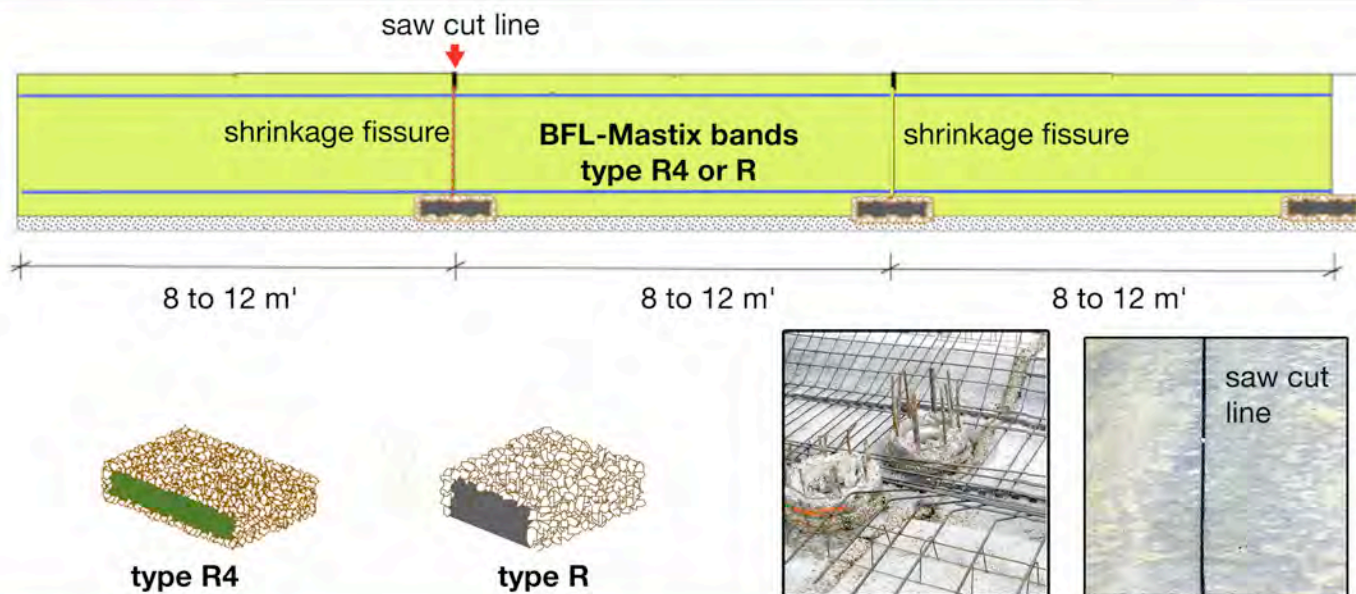
During the hardening time of the epoxy glue, the **BFL-Mastix bands** must be maintained in position by a strap.

E6

Programmed shrinkage joints in a raft foundation

- **Creating a waterproof rupture line** during the concreting of a large size raft allows to program a shrinkage joint in this raft.
- **The waterproof weak points** are produced with BFL-Mastix bands type R4 or R. The bands are placed on the lean concrete, with the following day in the new concrete a saw cut on the raft in this line.
- In this way the watertightness of the joint in the raft against ground water or other liquids is assured.





Choice of a BFL-Mastix band

risk of water infiltration



subsoil water
- rain
- spring



water level
- permanent
- intermittent



- swimming
- basin
- reservoir

bands

20/70 R4
or
20/70 R

20/120 R4
or
20/120 R

application method



For rafts with a thickness of up to 50 cm the profile 20/70 is used.
For rafts with a thickness over 50 cm the profile 20/120 is used.

Application method

The BFL-Mastix bands type R4 are incorporated in the lean concrete of the raft.
The bands BFL-Mastix type R are hot glued on the lean concrete.

Tender information


Supply and application of BFL-Mastix bands (20/70 R4 or 20/120 R4), incorporated in the lean concrete for programmed shrinkage joints in the raft, comprising the saw cut line carried out the next morning.

Supply and application of BFL-Mastix bands (20/70 R or 20/120 R), glued on the lean concrete for programmed shrinkage joints in the raft, comprising the saw cut line carried out the next morning.

BFL-Mastix bands type R or R4 for shrinkage joints

BFL-Mastix bands for
programmed shrinkage
joints placed on the lean
concrete of the raft

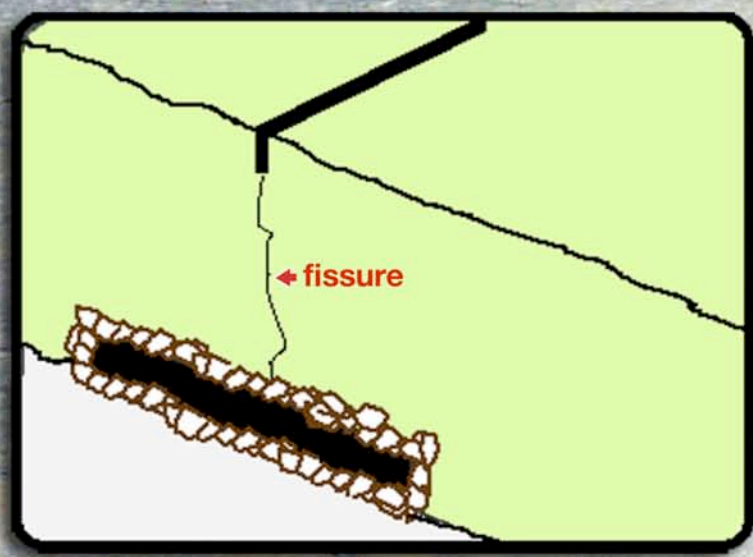
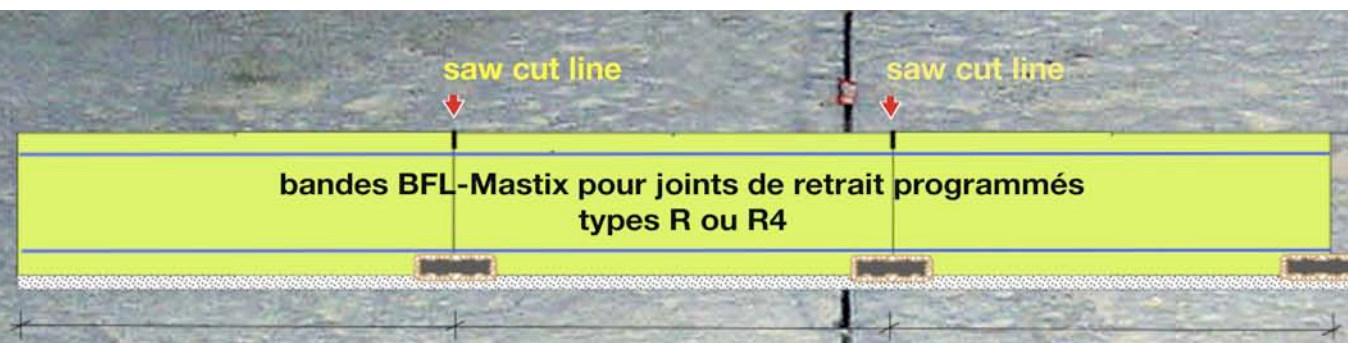




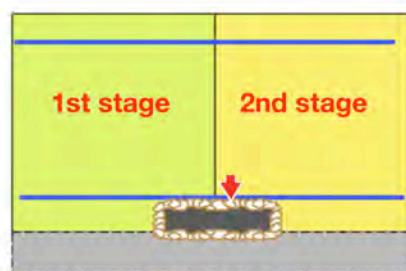
BFL-Mastix bands type R or R4 for shrinkage joints

BFL-Mastix bands for programmed shrinkage joints placed on the lean concrete of the raft

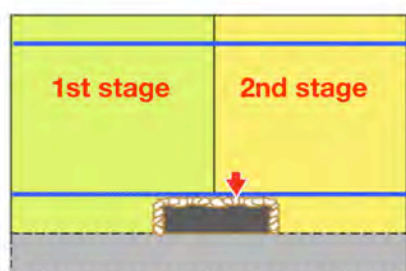
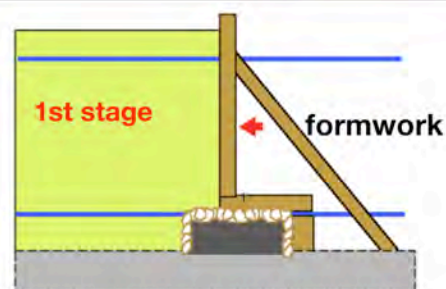
Waterproofing of piles with BFL-Mastix bands fixed with an epoxy glue




← saw cut line



BFL-Mastix bands type R4



BFL-Mastix bands type R



connection between bands, black on black

Choice of a BFL-Mastix band

risk of water infiltration



subsoil water
- rain
- spring



water level
- permanent
- intermittent



- swimming
- basin
- reservoir

bands

application method

20/70 R4

ou

20/70 R

type R4



20/120 R4

ou

20/120 R

type R



For rafts with a thickness of up to 50 cm the profile 20/70 is used.
For rafts with a thickness over 50 cm the profile 20/120 is used.

Application method

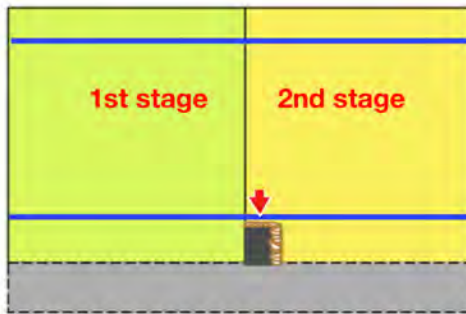
The BFL-Mastix bands type R4 are incorporated in the lean concrete of the raft.

The bands BFL-Mastix type R are hot glued on the lean concrete.

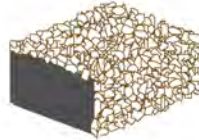
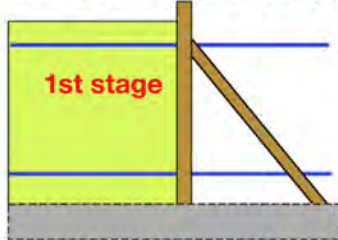
Tender information

Supply and application of BFL-Mastix bands (20/70 R4 or 20/120 R4), incorporated in the lean concrete for construction joints between concreting stages of the raft.


Supply and application of BFL-Mastix bands (20/70 R or 20/120 R), incorporated in the lean concrete for construction joints between concreting stages of the raft.



BFL-Mastix bands type RG



BFL-Mastix bands type RG with two gluing surfaces



Connection between bands RG and bands raft/wall type R4

Choice of a BFL-Mastix band

risk of water infiltration



subsoil water
- rain
- spring



water level
- permanent
- intermittent



swimming
- basin
- reservoir

bands

20/20 RG

30/40 RG

application method



A



Epoxy
B

Application method

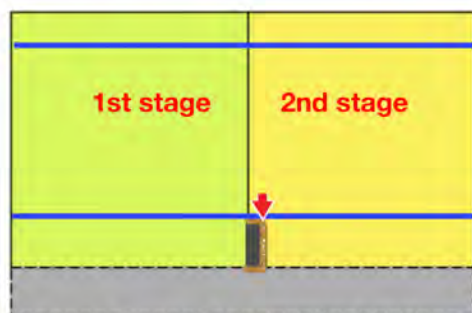
A The BFL-Mastix bands 20/20 RG are hot glued on the hard concrete.

B The BFL-Mastix bands 30/40 RG are glued with a 2-components epoxy glue on the lean concrete and the hard concrete of the first stage.

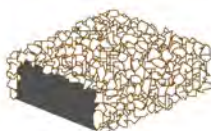
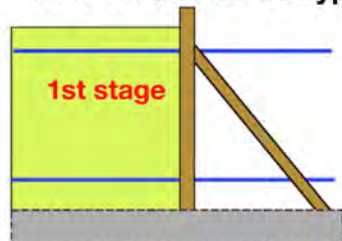
Tender information

Supply and application of bands BFL-Mastix 20/20 RG hot glued on the lean concrete and the hard concrete for a work joint between concreting stages of the raft.


Supply and application of bands BFL-Mastix 30/40 RG glued with a 2-components epoxy glue on the lean concrete and the hard concrete for a work joint between concreting stages of the raft.



BFL-Mastix bands type R



BFL-Mastix bands type R



Connection between bands type R and bands raft/wall type R4

Choice of a BFL-Mastix band

risk of water infiltration



subsoil water
- rain
- spring



water level
- permanent
- intermittent



swimming
- basin
- reservoir

bands

20/40R
30/40 R

application method



A



Epoxy
B


Application method

- A** The bands **BFL-Mastix 20/40 R** and **30/40 R** are hot glued on the hard concrete.
- B** The bands **BFL-Mastix 30/40 R** are glued with a 2-components epoxy glue on the hard concrete of the first stage.

Tender information

Supply and application of BFL-Mastix bands (20/40 R, 30/40 R) hot glued on the hard concrete for work joints between the concreting stages of the raft.

Supply and application of BFL-Mastix bands 30/40 R, glued with a 2-components epoxy glue on the hard concrete for work joints between the concreting stages of the raft.



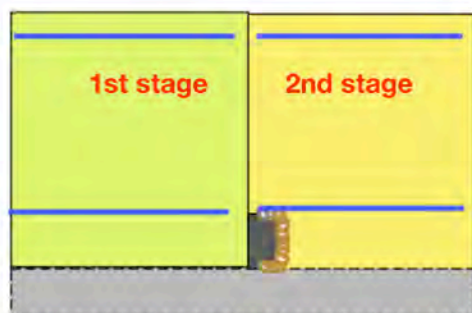
BFL-Mastix bands glued on
an old raft with a 2-components
epoxy glue

The image shows a construction site with a concrete wall and two circular concrete foundations. The wall has BFL-Mastix bands applied to it, which are pointed out by a red arrow. The foundations have rebar protruding from them. A concrete block is lying on the ground near the wall. The ground is dirt and gravel.



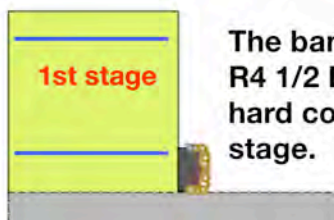
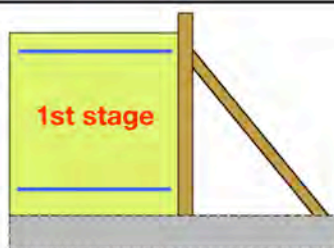
RAFT / RAFT shrinkage joint

control joint

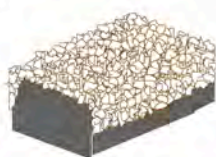


BFL-Mastix bands type R4 1/2 D capable to absorb traction and settlement stresses.

The reinforcement steel is not connecting the two concreting stages



The bands BFL-Mastix R4 1/2 D are glued on the hard concrete of the first stage.



Choice of a BFL-Mastix band

risk of water infiltration



subsoil water
- rain
- spring



water level
- permanent
- intermittent



swimming
- basin
- reservoir

bands

30/40 R4 1/2 D
40/50 R4 1/2 D

30/40 R4 1/2 D
40/50 R4 1/2 D
40/70 R4 1/2 D

application method



A



Epoxy
B

Application method

A The bands BFL-Mastix R4 1/2 D are hot glued on the hard concrete.

B The bands BFL-Mastix R4 1/2 D are glued with a 2-components epoxy glue on the concrete of the first stage.

Tender information

Supply and application of bands BFL-Mastix (30/40 R4 1/2 D or 40/50 R4 1/2 D) hot glued on the hard concrete for a shrinkage joint between concreting stages of the raft.

Supply and application of bands BFL-Mastix (30/40 R4 1/2 D or 40/50 R4 1/2 D or 40/70 R4 1/2 D) glued with a 2-components epoxy glue on the hard concrete for a shrinkage joint between concreting stages of the raft.

B6

RAFT / RAFT joint between an existing and a new raft

control joint



Choice of a BFL-Mastix band

risk of water infiltration



subsoil water
- rain
- spring

bands

15/30 R
20/40 R
30/40 R

application method




water level
- permanent
- intermittent

20/40 R
30/40 R
40/50 R



swimming
- basin
- reservoir



Application method

A The BFL-Mastix bands are hot glued on the existing concrete

B The BFL-Mastix bands are glued with a 2-components epoxy glue on the existing concrete.

Tender information

Supply and application of BFL-Mastix bands (15/30 R, 20/40 R, 30/40 R) hot glued on the existing concrete for a work joint between an existing and a new raft.

Supply and application of BFL-Mastix bands (20/40 R, 30/40 R, 40/50 R) glued with a 2-components epoxy glue on the existing concrete for a work joint between an existing and a new raft.

RAFT / RAFT joint between an existing and a new raft

control joint



Choice of a BFL-Mastix band

risk of water infiltration



subsoil water
- rain
- spring



water level
- permanent
- intermittent



swimming
- basin
- reservoir

bands

application method

30/40 R4 1/2 D
40/50 R4 1/2 D
40/70 R4 1/2 D


Epoxy

Application method

The BFL-Mastix bands are glued with a 2-components epoxy glue on the existing concrete.

Tender information

Supply and application of BFL-Mastix bands (30/40 R4 1/2 D, 40/50 R4 1/2 D, 40/70 R4 1/2 D) glued with a 2-components epoxy glue on the existing concrete for a shrinkage joint between an existing and a new raft.

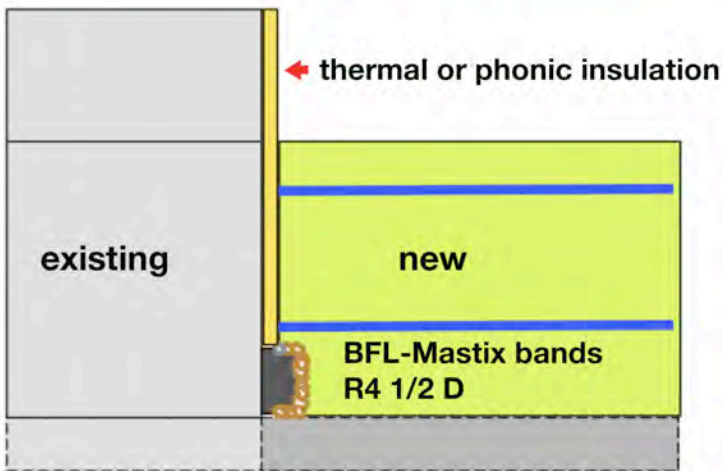


The image shows a construction site for foundation repair. A concrete wall is being reinforced with BFL-Mastix bands, which are chemically glued to an old raft foundation. A red arrow points to these bands. In the foreground, two circular concrete columns are visible, each with several vertical rebar rods protruding from the top. The ground is muddy and uneven, with some debris and a concrete block lying on it. A wooden frame is visible on the left side of the image.

BFL-Mastix bands
chemically glued on an
old raft foundation

RAFT / RAFT joint between an existing and a new raft

control joint



Choice of a BFL-Mastix band

risk of water infiltration



subsoil water
- rain
- spring



water level
- permanent
- intermittent



swimming
- basin
- reservoir

bands

application method

30/40 R4 1/2 D
40/50 R4 1/2 D
40/70 R4 1/2 D



Application method

The bands BFL-Mastix are glued with a with a 2-components epoxy glue on the existing concrete.

Tender information

Supply and application of BFL-Mastix bands (30/40 R4 1/2 D, 40/50 R4 1/2 D, 40/70 R4 1/2 D) glued with a 2-components epoxy glue on the existing concrete for a shrinkage joint between an existing and a new raft.