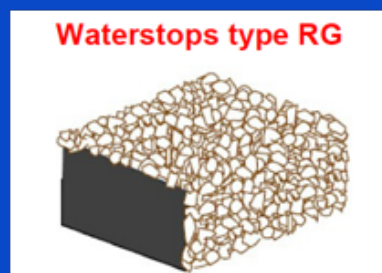
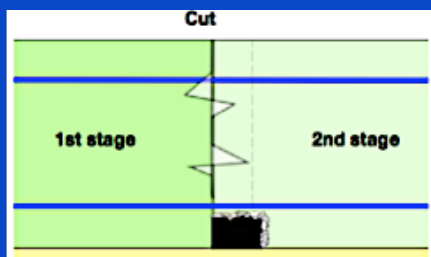


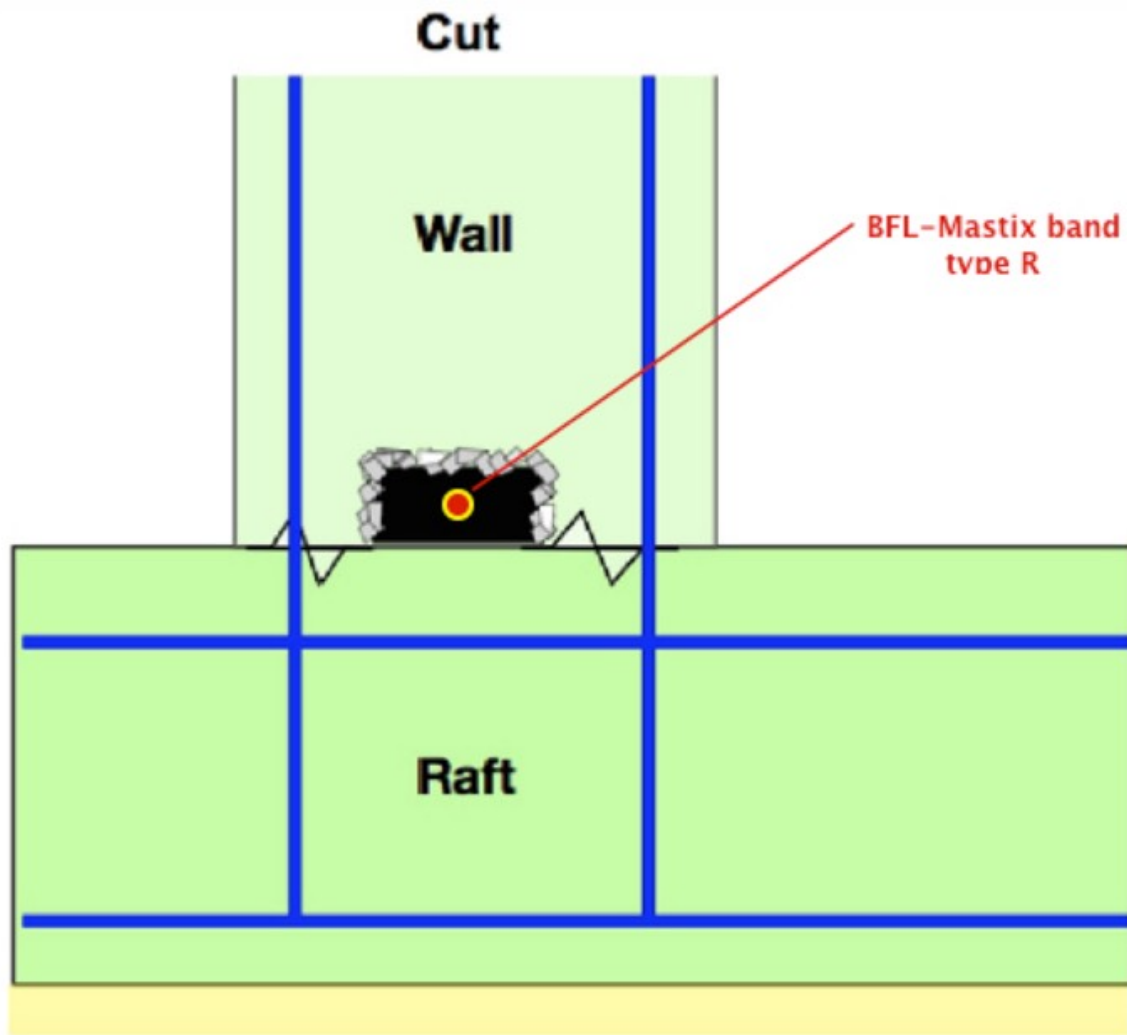
mastix SA

waterproofing joints in concrete structures

**Secure solutions with
BFL-Mastix
waterstops for waterproofing
work-and construction joints**

Raft / Raft with waterstops type RG





The BFL-Mastix waterstops consist of a soft and deformable core, covered with a limestone 4/8 mm gravel, connecting afterwards with the cement in the concrete..

The BFL-Mastix waterstops are the very best solution to assure waterproof joints.

Choice of a BFL-Mastix band type RG

Choice of a BFL-Mastix band

Risk of water infiltration

Profiles



Subsoil water
- rain
- spring

20/20 RG
24 m²/Box



Water level
- permanent
- intermittent

30/40 RG
9 m²/Box



Basins
- swimming pool
- reservoir

Tender text

Raft foundation / Raft foundation
With waterstops type RG

Supply and gluing of BFL-Mastix waterstops type RG on the lean concrete and on the first stage concrete to create a durable waterproofing between the raft concreting stages.

BFL-Mastix waterstops type RG are glued with Mastix MS-Polymer.

BFL-Mastix waterstops type RG consist of a waterproof and soft core to absorb movements.

The core is on two sides coated with fine gravel size 4/8 mm to assure adhesion on fresh concrete.

The core sides without gravel coating are for the gluing.

Profile m'

Gluing of BFL-Mastix bands

- 1** The glue Mastix MS-Polymer is to be applied in thin layers on the corresponding surfaces.

A pressure is to be applied on the glued bands until the glue is laterally appearing.

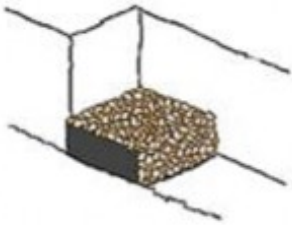


- 2** Band connections are made with the glue Mastix MS-Polymer, but without debording on the gravel cover.



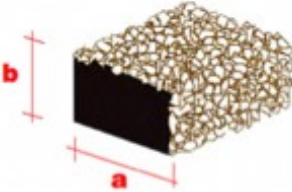
- 3** To control the adherence, it just needs trying to pull off the band.

Characteristics of bands type RG



BFL-Mastix waterstops type RG consist of :

- a rubber/bitumen core, deformable.
- special fine non alkali-reactive gravel, solidly anchored in the factory on two sides of the core.
- two core sides without gravel coating are for the gluing on the hard concrete.



Bands	Dimensions		Length	Conditioning	Weight
	cm	cm			
	* a	* b			
20/20 RG	2.50	2.50	60	24.00	1.00
30/40 RG	4.50	3.50	60	9.00	1.80

* Because of the plasto-elastic behaviour of the core, the dimensions **a** and **b** can alter a bit.

Characteristics of fine crushed gravel

The fine crushed gravel mechanically pressed on the band cores is of :

- broken limestone
- size 4/8 mm
- rough material for best adhesion with the cement paste
- porous surface for easy penetration by the cement paste to reinforce the waterproofing with the BFL-Mastix system
- alkali-non reactive

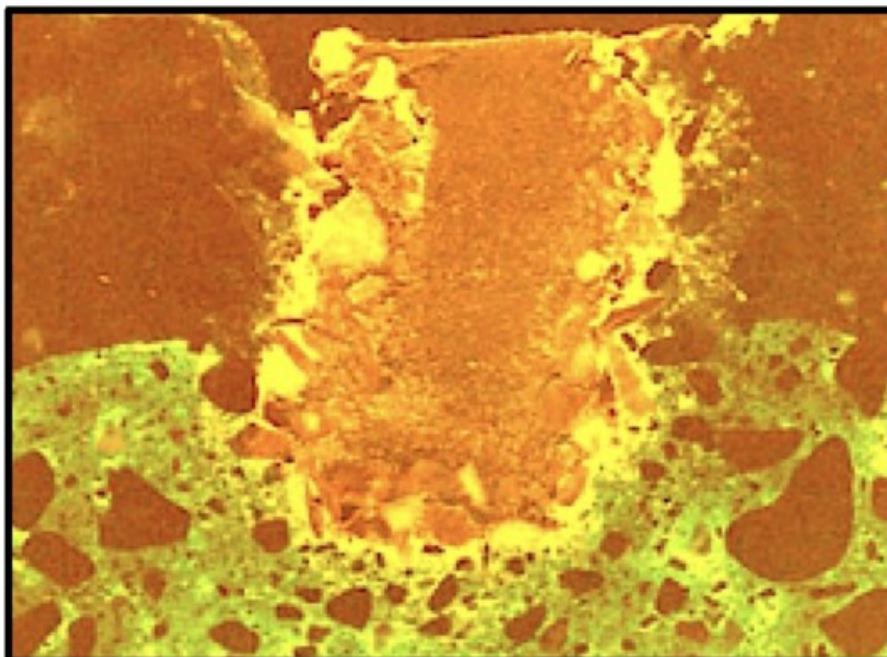
Capillarity test

No capillar rising water

has been observed (green color), neither in the interfaces concrete/gravel and core/fine gravel.

A bad adhesion of the fine gravel on the core **could not be remarked.**

A bad adhesion of the gravel coating on the core with the concrete **was not observed.**



Glue Mastix MS-Polymer

Presentation

- The black glue Mastix MS-Polymer is delivered in 310 ml. cartridges. The glue is applied with the usual pistol.
- The glue Mastix MS-Polymer assures a perfect liaison of BFL-Mastix waterstops with concrete, steel and PVC.



Using

- The glue Mastix MS-Polymer is applied in a thin layer on the gravel-free side of the BFL-Mastix waterstops.
- The bands are placed on the clean, dry or humid gluing surface by pressing the bands on this surface until a slight quantity of glue is laterally squeezed out.
- Connecting bands is done with the glue Mastix MS-Polymer, but avoiding to spread it over the gravel coating.
- After polymerization (hardening) of the glue, an adherence test should be made by trying to rip off the band.
- Before gluing the waterstops on PVC or steel, a careful cleaning of fat layers by brushing, flaming or industrial cleaners must be carried out.

Adherence

- The glue Mastix MS-Polymer assures an excellent adhesion on hard, clean, humid or freshly stripped concrete.
The elasticity of Mastix MS-Polymer avoids the rupture of the gluing interface during the unavoidable movements in concrete structures.

Resistance

- Mastix MS-Polymer presents an excellent resistance against weather, high stability against UV, good resistance against light, heat and aging.
The usual working range with Mastix MS-Polymer is between -40°C and +90°C.

Connection

- Mastix MS-Polymer assures an excellent liaison with :
 - o dry and clean concrete
 - o freshly stripped concrete : clean and moist
 - o humid concrete
 - o steel
 - o thermo-plastic materials (except PE – PP – PTFE)

Hardening

- Mastix MS-Polymer dries under influence of ambient air humidity. The hardening starts on the surface and continues towards inside. At a temperature of +23°C and a relative air humidity of about 50%, the hardening progress is about 2 to 4 mm per day.
High temperature and humidity of the air accelerate the hardening, whilst low temperature and low humidity slow down the hardening.

Storing

- Storing of Mastix MS-Polymer cartridges should be in fresh and dry spaces.
Storing temperature should be between +10°C and +23°C.
Protect the cartridges against cold, heat and strong sunshine.

Security

- Handling and placing BFL-Mastix waterstops is without danger for the workmen's health.
During the gluing procedure, it is recommended to use gloves and protection spectacles.

Mastix SA

www.mastix.ch

mastix@mastix.ch